

Take It Easy by The Eagles (Seaside Uke's Version!)

(Original at <https://www.youtube.com/watch?v=UI3F687SsoU>)

Suggested strum pattern (4/4 time signature. Key is G Major)

♪ ♪♪ ♩ ♪♪ Note (strum stroke) duration
D d u u d u Strum direction
1 2 & 3 & 4 & Counting

Intro P P P (P = one person plays a single power chord here)
G /// | G /// | C /// | G /// |

Well, I'm [G]running down the road tryin' to loosen my load
I've got seven women [D]on my [C]mind,
[G]Four that wanna own me, [D]two that wanna stone me,
[C]One says she's a friend of [G]mine

Take It ea[Em]sy, take it ea[C]sy [G]
Don't let the [Am]sound of your own [C]wheels drive you [Em]crazy [D]
Lighten up [C]while you still [G]can
Don't even [C]try to under[G]stand
Just find a [Am]place to make your [C]stand and take it ea[G]sy

C /// | C /// | G /// | G /// | D /// | D /// | G /// | G /// | (Strumming only)

Well, I'm a [G]standing on a corner in Winslow, Arizona
Such a fine [D]sight to [C]see
It's a [G]girl, my Lord, in a [D]flatbed Ford
Slowin' [C]down to take a look at [G]me

Come on, ba[Em]by, don't say [C]may[G]be
I gotta [Am]know if your sweet [C]love is gonna [Em]save [D]me
We may [C]lose and we may [G]win though we will [C]never be here [G]again
So open [Am]up, I'm climbin' [C]in, so take it ea[G]sy

C /// | C /// | G /// | G /// | D /// | D /// | G /// | G /// | (Strumming only with solo)

Cmaj7 can be played instead of C (see page 2)

C /// | C /// | G /// | G /// | D /// | D /// | G /// | G /// | (Strumming only with solo)

Strum G once only

Well I'm [G]running down the road trying to loosen my load,

Strum G once Strum once. Strum once.

Got a [G]world of trouble [D]on my [C]mind (on next line resume normal strum)
[G]Lookin' for a lover who [D]won't blow my cover, she's [C]so hard to [G]find
Take it ea[Em]sy, take it [C]ea[G]sy
Don't let the [Am]sound of your own [C]wheels make you [Em]crazy [D]

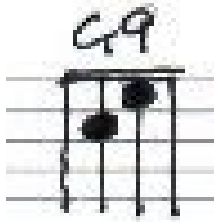
Come on [C]ba[G]by, don't say [C]may[G]be Single strum for G before 'save me'
I gotta [Am]know if your sweet [C]love is gonna [G]save me, (pause: count 1 2 3)

[C]Ooh ooh Ooh ooh (this line is repeated 5 times in total – see below)
 [G]Ooh ooh Ooh ooh
 [C]Ooh ooh Ooh ooh
 [G]Ooh ooh Ooh ooh
 [C]Ooh ooh Ooh ooh

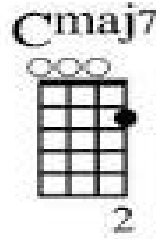
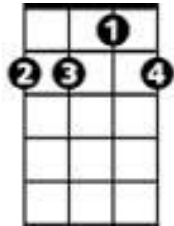
Oh we got it [G]eas – [G9] - [C]y

We oughta take it [G]eas- [G9] - [C]y [C] / / / [Em] (single strum for Em – brush down strings)

Easy G9 chord




Full G9



Power chords

G



C

